

35 PRO 24CV

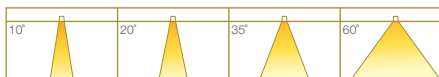

8W 24V DC CONSTANT VOLTAGE LED MODULE



AVAILABLE OPTIONS

LED MODULE

SINGLE CCT



ACCESSORIES



DRIVER DIMMING



TECHNOLOGY AND FEATURES



Converging Optical Lens
Maximising LOR

DIMENSIONS (MM)

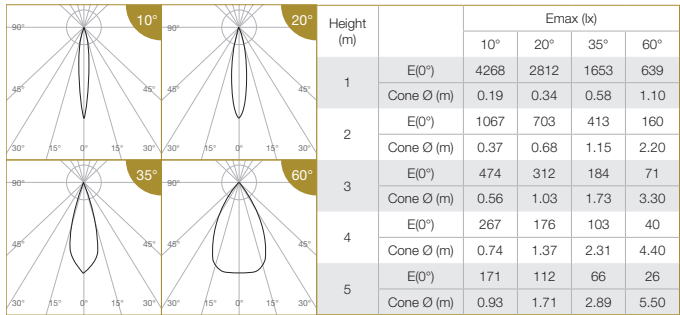


SPECIFICATIONS

Family Type	35 Series
Input Voltage	24V DC Constant Voltage
Input Power	8W
Colour	Black
Installation Compatibility	Compatible with ELR size-3 fixtures or most MR16 fittings, ELR size-4 fixtures or most AR70 fittings with optional mounting brackets.
Lifetime	50,000 hours (80% lumen maintenance at Ta = 35°C), B10
Beam Angles	10°, 20°, 35°, 60°
Colour Temperatures	2700K, 3000K, 3500K, 4000K, 5000K
CRI	High Efficiency (CRI~85), ProART (CRI~95), ProART98 (CRI~98)
SDCM	2 step MacAdam ellipse binning

Driver (Dimming)	Compatible with non-dim or phase (leading & trailing edge), 0-10V, DALI, DMX dimmable 24V DC constant voltage drivers
Materials	Aluminium, plastic
Fire Safety	Glow wire test 850°C, UL94V-0, VW-1
Flammability Mark	F
Ingress Protection	IP40 for 10° beam, IP54 for 20°/35°/60° beam (module only)
Standards	IEC 62031
Regulatory Markings	CE, RoHS
Weight	120g

35 PRO 24CV



ELR LED Module			Luminous Flux (lm)			
Type	Input Power	CRI	3000K			
			10°	20°	35°	60°
35 Pro 24CV	8W	High Efficiency CRI~85	630	740	740	740
		ProART CRI~95	536	629	629	629
		ProART98 CRI~98	441	518	518	518

Data are based on 3000K (ProART CRI~95). Nominal data of 2700K and 3500K are shared with 3000K. Higher CCT of 4000K and 5000K will have a nominal data value of 5% higher than published. (f = 1.05) High Efficiency CRI~85 will have a nominal data value of 15% higher than published. (f = 1.17) ProART98 CRI~98 will have a nominal data value of 18% lower than published. (f = 0.82)

Nominal CRI~85, equals to Ra>80~87, R9>0
Nominal CRI~95, equals to Ra>90~97, R9>50
Nominal CRI~98, equals to Ra>97~99, R9>93

ORDERING MATRIX CHART

LED Module							
Input Power		Beam Angle		Colour Temp		CRI	
ELR35P-24CV	8W	10	10°	27	2700K	HE	Ra~85
			20°		3000K		PA
		35	35°	35	3500K	PP	ProART98
			60°		4000K		
		DD55	Ø55mm Dome Diffuser	50	5000K		
DD80	Ø80mm Dome Diffuser						
DD120	Ø120mm Dome Diffuser						

example: ELR35P-24CV.20.40.PA
*Drivers for 24CV LED modules are sold separately.